
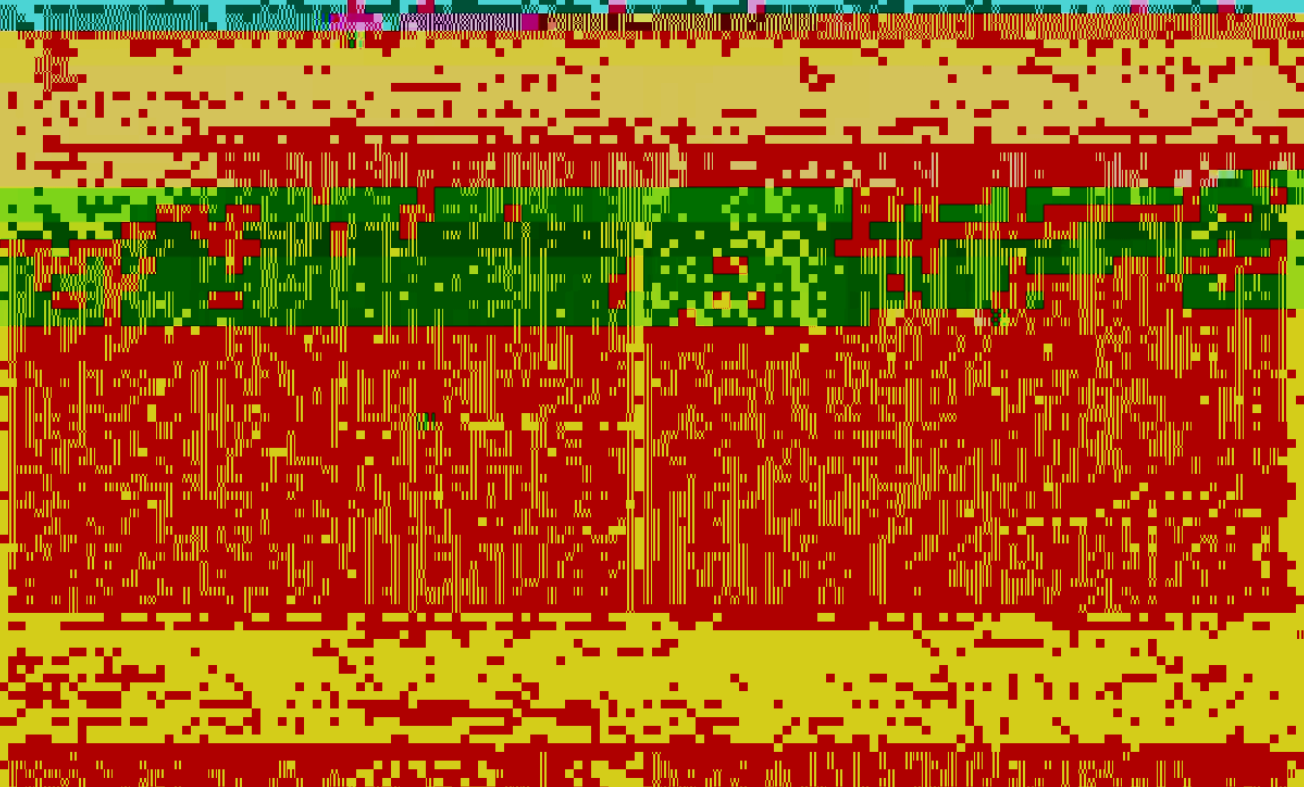






## GH型回转式格栅除污机





I型过水流量表

型 号	GH-800	GH-1000	GH-1200	GH-1400	GH-1600	GH-1800	GH-2000	GH-2200	GH-2400	GH-2600	GH-2800	GH-3000
栅前水深(m)	1.0											
有效栅宽B(mm)	2600	2800	3000	3200	3400	3600	3800	4000	4200	4400	4600	4800
设备总宽E(mm)	3250	3450	3650	3850	4050	4250	4450	4650	4850	5050	5250	5450
格栅间距W(mm)	270	290	310	330	350	370	390	410	430	450	470	490
格栅间距B'(mm)	3100	3300	3500	3700	3900	4100	4300	4500	4700	4900	5100	5300





